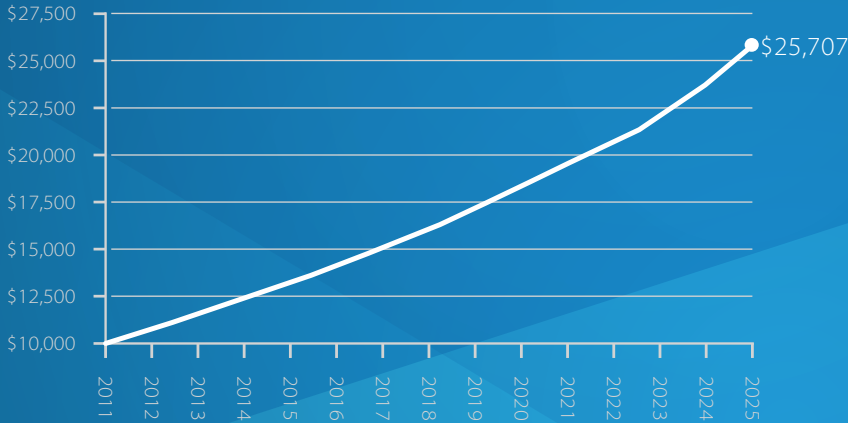




ANTRIM BALANCED MORTGAGE FUND

HISTORIC RETURNS

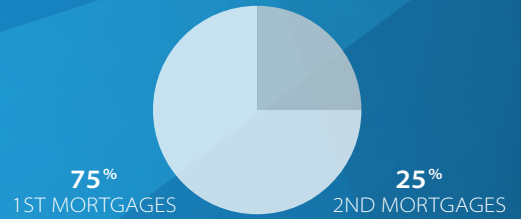
Growth of \$10,000 since July 2011



Fund Performance Class B, Series C (F-Class)

| 1YR | 3YRS | 5YRS | 10 YRS | SINCE INCEPTION |
|------|------|------|--------|-----------------|
| 908% | 769% | 707% | 696% | 698% |

Target Asset Allocation

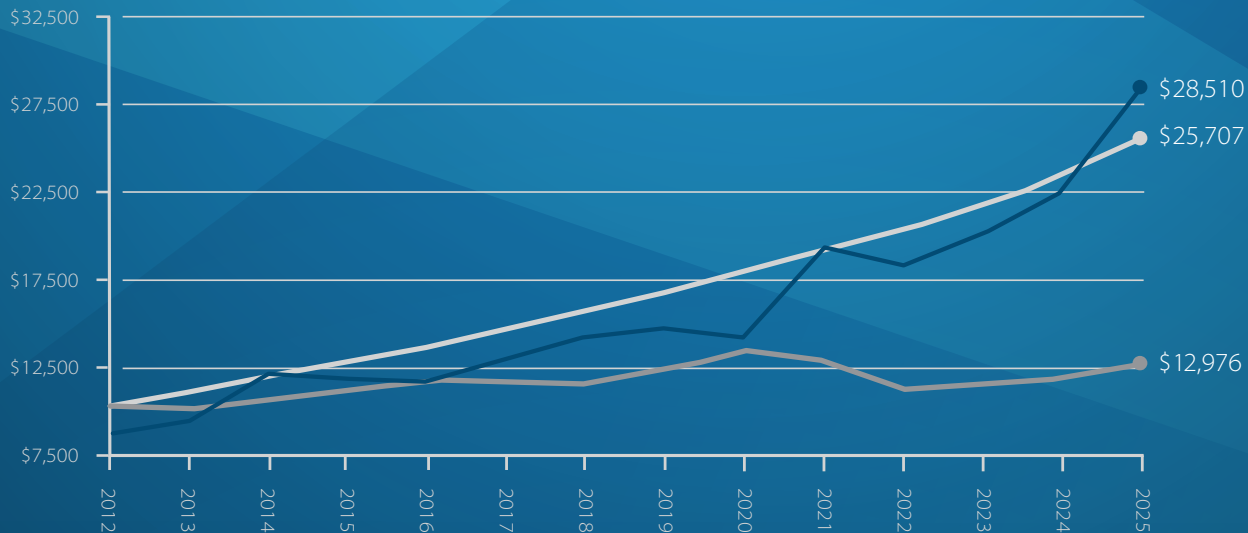


ANNUAL RETURN %

| 2012 | 2013 | 2014 | 2015 | 2016 | 2017 | 2018 | 2019 | 2020 | 2021 | 2022 | 2023 | 2024 | 2025 |
|------|------|------|------|------|------|------|------|------|------|------|------|------|------|
| 738% | 710% | 713% | 650% | 665% | 677% | 678% | 701% | 701% | 629% | 601% | 636% | 764% | 908% |

RETURN vs. BENCHMARK

Growth of \$10,000 since July 2011



This document does not constitute an offer or solicitation to sell or purchase any securities. The securities described herein are offered on a private placement basis and are available for purchase only under an Offering Memorandum dated October 24, 2025 for Antrim Balanced Mortgage Fund Ltd. (the "MIC") in those jurisdictions, and to those persons, where, and to whom, they may be offered for purchase in compliance with applicable securities laws. Please read the Offering Memorandum before purchasing any securities. Please note that there are management fees and expenses associated with an investment in the MIC. An investment in the MIC is not guaranteed and any past performance by the MIC may not be repeated.

ANTRIMINVESTMENTS.COM